

Kildare Division JPC Meeting

4th September 2023

Crime & Traffic Statistics Qtr 2 2022 & Qtr 2 2023



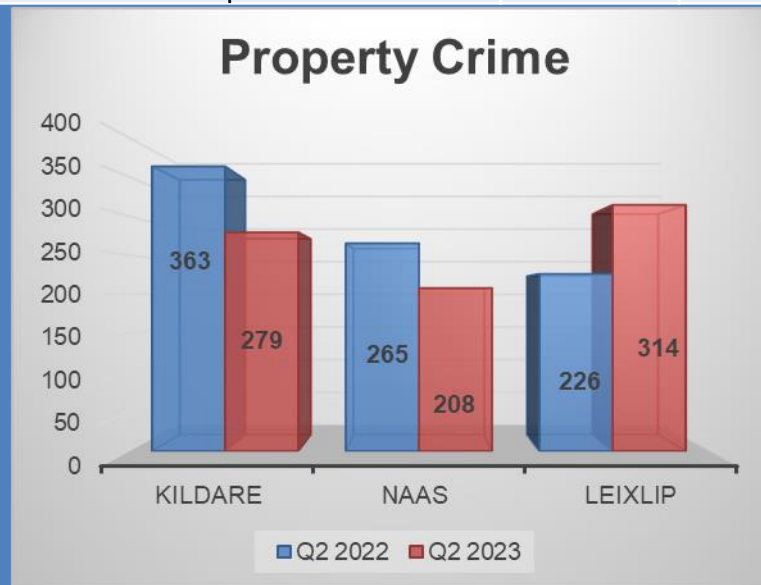
Presented by Chief Superintendent Anthony Lonergan

Crime counting rules are applied and incident counts are based on date reported.

Kildare Division Crime & Traffic Statistics

Property Crime	Q2 2022	Q2 2023	Change
Aggravated Burglary	0	1	100%
Burglary	125	84	-33%
Interfering with Mechanism of MPV	18	27	50%
Robbery from the Person	6	9	50%
Theft (Other)	216	180	-17%
Theft from M.P.V.	89	77	-13%
Theft from Person	8	10	25%
Theft from Shop	320	309	-3%
Unauthorised Taking (Pedal Cycle)	38	37	-3%
Unauthorised Taking (Vehicle)	34	67	97%
Total Property Crime	854	801	-6%

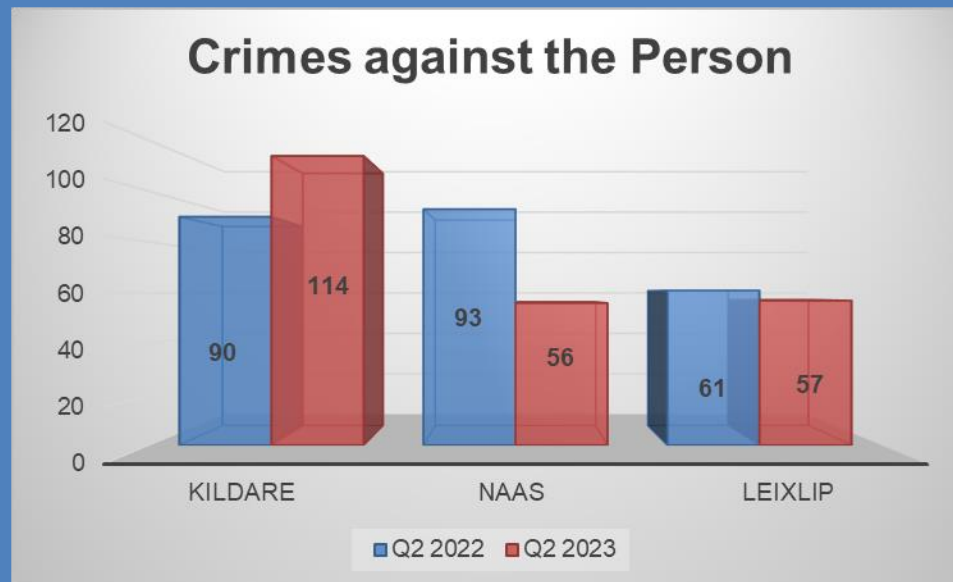
Property Crime by District	Q2 2022	Q2 2023	Change
Kildare	363	279	-23%
Naas	265	208	-22%
Leixlip	226	314	39%



Kildare Division Crime & Traffic Statistics

Crimes against the Person	Q2 2022	Q2 2023	Change
Assault / Obstruction / Resist Arrest - Peace Officer	10	11	10%
Assault Causing Harm	67	48	-28%
Assault Minor	140	142	1%
Harassment	6	3	-50%
Menacing Phone Calls	3	9	200%
Murder - Threats to Kill or Cause Serious Harm	18	14	-22%
Total Crimes against the Person	244	227	-7%

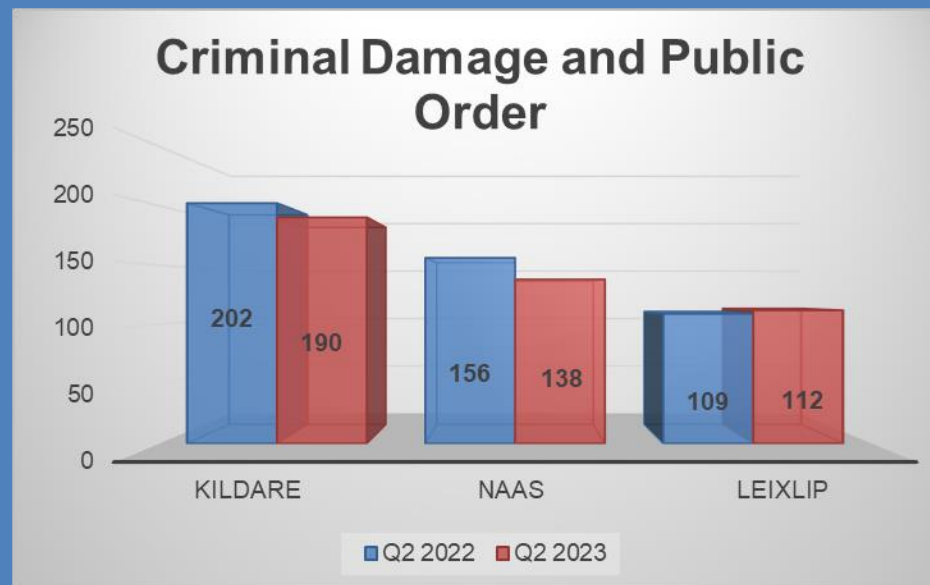
Crimes against the Person by District	Q2 2022	Q2 2023	Change
Kildare	90	114	27%
Naas	93	56	-40%
Leixlip	61	57	-7%



Kildare Division Crime & Traffic Statistics

Criminal Damage and Public Order	Q2 2022	Q2 2023	Change
Criminal Damage - (by Fire)	6	16	167%
Criminal Damage (Not by Fire)	210	187	-11%
Drunkenness Offences	137	109	-20%
Public Order Offences	114	128	12%
Total Criminal Damage and Public Order	467	440	-6%

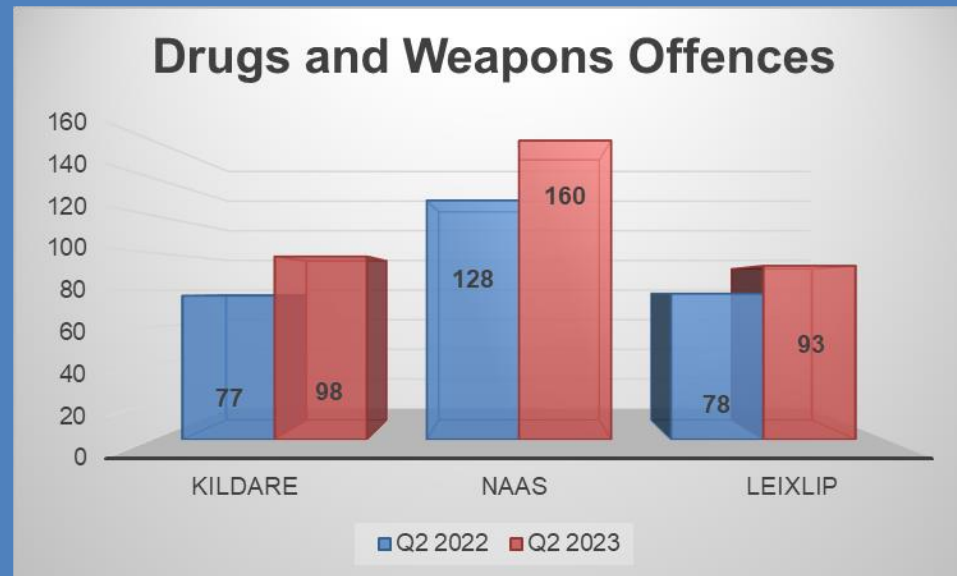
Criminal Damage and Public Order by District	Q2 2022	Q2 2023	Change
Kildare	202	190	-6%
Naas	156	138	-12%
Leixlip	109	112	3%



Kildare Division Crime & Traffic Statistics

Drugs and Weapons Offences	Q2 2022	Q2 2023	Change
Cultivation or manufacture of drugs	0	0	0%
Possession of drugs for sale or supply	44	58	32%
Possession of a firearm	5	1	-80%
Possession of offensive weapons	16	16	0%
Simple Possession	218	276	27%
Total Drugs and Weapons offences	283	351	24%

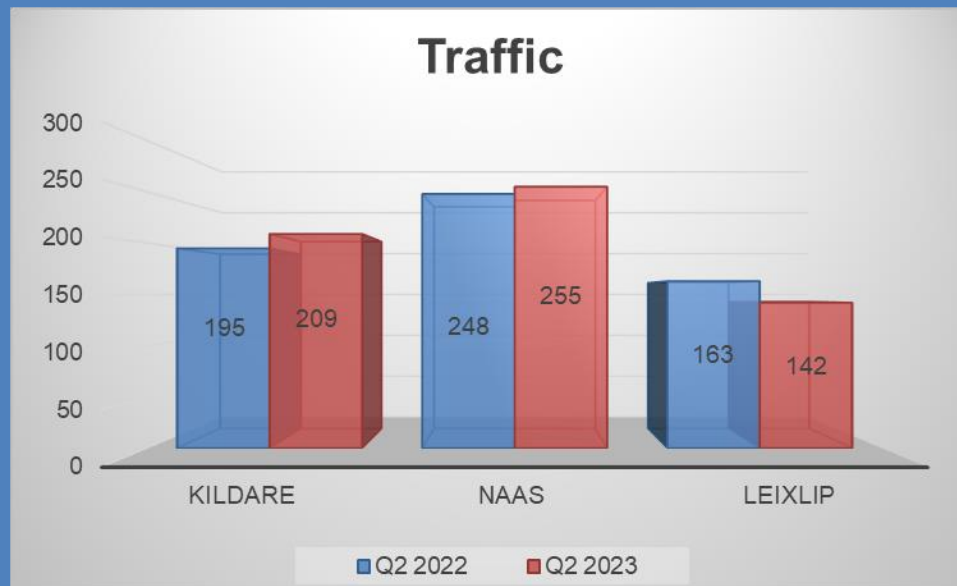
Drugs and Weapons offences by District	Q2 2022	Q2 2023	Change
Kildare	77	98	27%
Naas	128	160	25%
Leixlip	78	93	19%



Kildare Division Crime & Traffic Statistics

Traffic	Q2 2022	Q2 2023	Change
Intoxicated Driving a Vehicle	77	64	-17%
Intoxicated IN CHARGE of a Vehicle	7	6	-14%
Traffic Collision FATAL	1	0	-100%
Traffic Collision MATERIAL DAMAGE ONLY	458	483	5%
Traffic Collision NON SERIOUS INJURY	50	37	-26%
Traffic Collision SERIOUS INJURY	13	16	23%
Total Traffic	606	606	0%

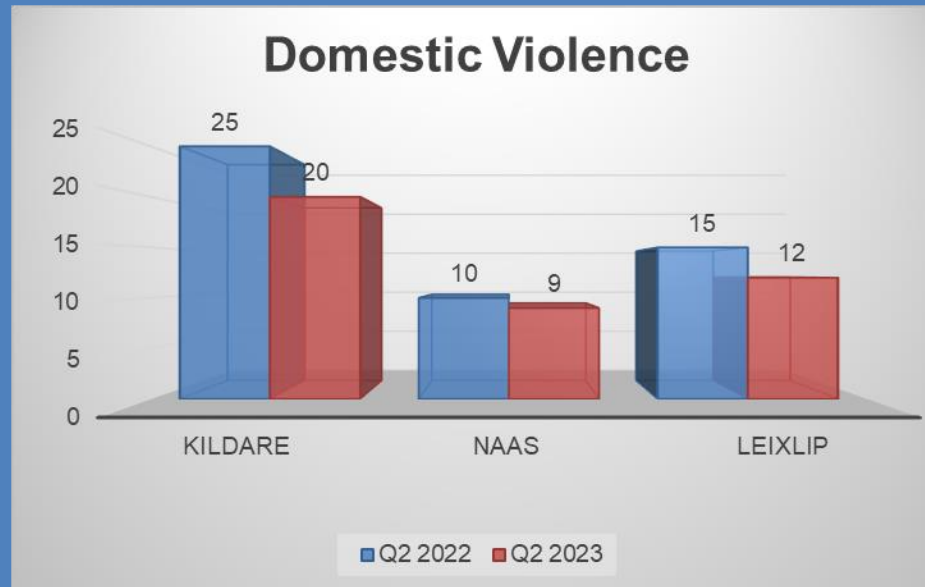
Traffic Collisions by District	Q2 2022	Q2 2023	Change
Kildare	195	209	7%
Naas	248	255	3%
Leixlip	163	142	-13%



Kildare Division Crime & Traffic Statistics

Domestic	Q2 2022	Q2 2023	Change
Breach of Barring Order	5	3	-40%
Breach of Protection Order	32	24	-25%
Breach of Safety Order	9	14	56%
Breach of Interim Barring Order	4	0	-100%
Coercive Control	0	0	0%
Total Domestic	50	41	-18%

Domestic Violence by District	Q2 2022	Q2 2023	Change
Kildare	25	20	-20%
Naas	10	9	-10%
Leixlip	15	12	-20%



Kildare Community Policing Events

