

Kildare Division JPC Meeting

4th December 2023

Crime & Traffic Statistics Qtr 3 2022 & Qtr 3 2023



Presented by Chief Superintendent Anthony Lonergan

Crime counting rules are applied and incident counts are based on date reported.

Kildare Division Crime & Traffic Statistics

Property Crime	Q3 2022	Q3 2023	Change
Aggravated Burglary	3	1	-67%
Burglary	108	130	20%
Interfering with Mechanism of MPV	17	19	12%
Robbery from the Person	6	3	-50%
Theft (Other)	195	184	-6%
Theft from M.P.V.	55	92	67%
Theft from Person	5	10	100%
Theft from Shop	352	385	9%
Unauthorised Taking (Pedal Cycle)	33	37	12%
Unauthorised Taking (Vehicle)	33	49	48%
Total Property Crime	807	910	13%

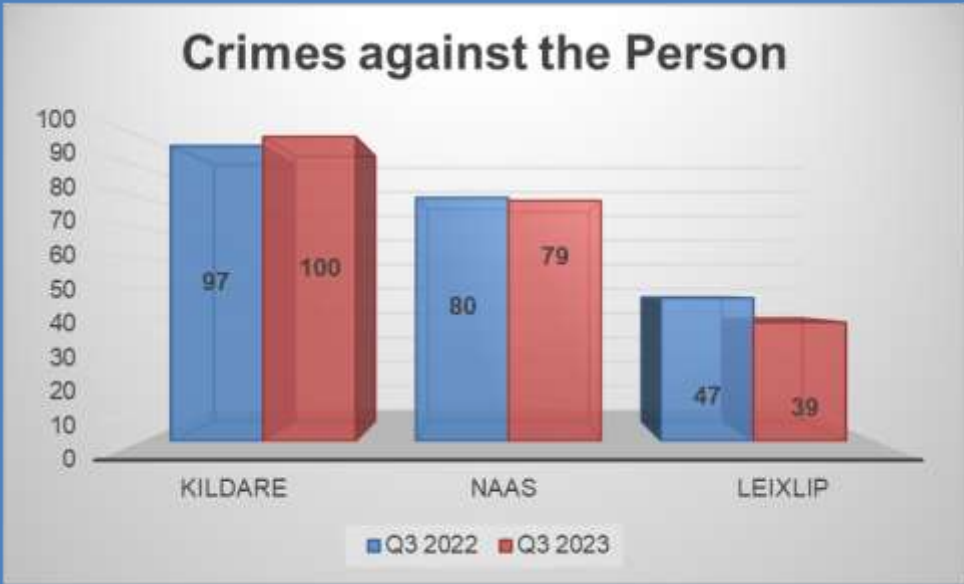
Property Crime by District	Q3 2022	Q3 2023	Change
Kildare	280	364	30%
Naas	240	261	9%
Leixlip	287	285	-1%



Kildare Division Crime & Traffic Statistics

Crimes against the Person	Q3 2022	Q3 2023	Change
Assault / Obstruction / Resist Arrest - Peace Officer	1	7	600%
Assault Causing Harm	44	52	18%
Assault Minor	150	138	-8%
Harassment	5	1	-80%
Menacing Phone Calls	6	6	0%
Murder - Threats to Kill or Cause Serious Harm	18	14	-22%
Total Crimes against the Person	224	218	-3%

Crimes against the Person by District	Q3 2022	Q3 2023	Change
Kildare	97	100	3%
Naas	80	79	-1%
Leixlip	47	39	-17%



Kildare Division Crime & Traffic Statistics

Criminal Damage and Public Order	Q3 22	Q3 2023	Change
Criminal Damage - (by Fire)	17	17	0%
Criminal Damage (Not by Fire)	164	204	24%
Drunkenness Offences	99	94	-5%
Public Order Offences	115	96	-17%
Total Criminal Damage and Public Order	395	411	4%

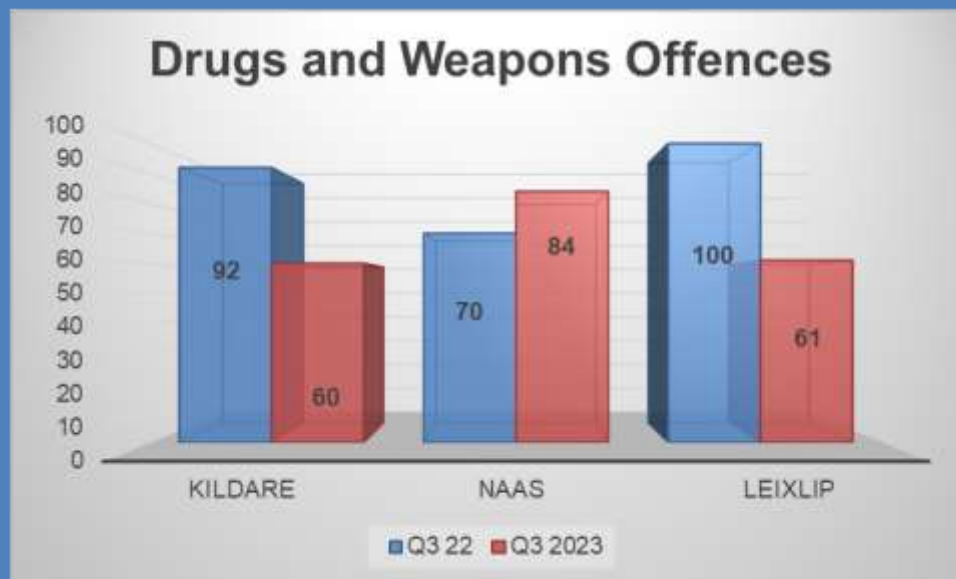
Criminal Damage and Public Order by District	Q3 22	Q3 2023	Change
Kildare	160	181	13%
Naas	124	142	15%
Leixlip	111	88	-21%



Kildare Division Crime & Traffic Statistics

Drugs and Weapons Offences	Q3 22	Q3 2023	Change
Cultivation or manufacture of drugs	0	1	#DIV/0!
Possession of drugs for sale or supply	40	59	48%
Possession of a firearm	2	1	0%
Possession of offensive weapons	27	16	-41%
Simple Possession	193	128	-34%
Total Drugs and Weapons offences	262	205	-22%

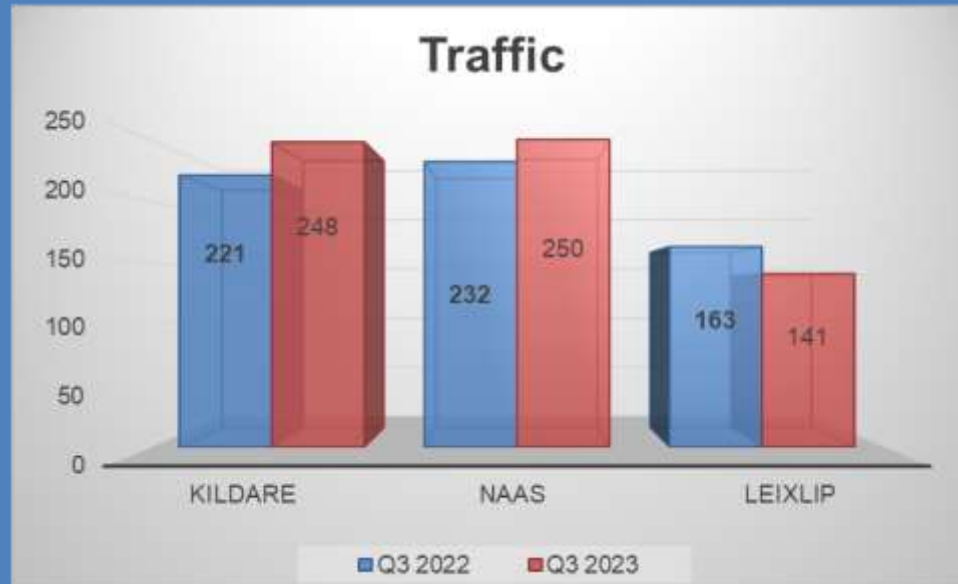
Drugs and Weapons offences by District	Q3 22	Q3 2023	Change
Kildare	92	60	-35%
Naas	70	84	20%
Leixlip	100	61	-39%



Kildare Division Crime & Traffic Statistics

Traffic	Q3 2022	Q3 2023	Change
Intoxicated Driving a Vehicle	75	61	-19%
Intoxicated IN CHARGE of a Vehicle	7	5	-29%
Traffic Collision FATAL	2	1	-50%
Traffic Collision MATERIAL DAMAGE ONLY	463	494	7%
Traffic Collision NON SERIOUS INJURY	55	58	5%
Traffic Collision SERIOUS INJURY	14	20	43%
Total Traffic	616	639	4%

Traffic Collisions by District	Q3 2022	Q3 2023	Change
Kildare	221	248	12%
Naas	232	250	8%
Leixlip	163	141	-13%

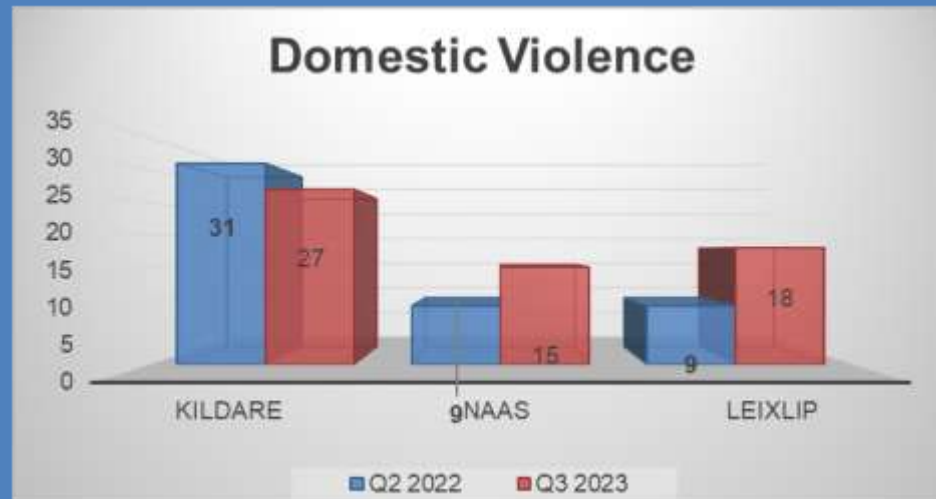


Kildare Division Crime & Traffic Statistics



Domestic	Q3 2022	Q3 2023	Change
Breach of Barring Order	7	6	-14%
Breach of Protection Order	22	28	27%
Breach of Safety Order	20	22	10%
Breach of Interim Barring Order	0	1	0%
Coercive Control	0	3	300%
Total Domestic	49	60	22%

Domestic Violence by District	Q2 2022	Q3 2023	Change
Kildare	31	27	-13%
Naas	9	15	67%
Leixlip	9	18	100%



Kildare Division Crime & Traffic Statistics

