



***Presentation to Kildare Joint Policing
Committee on 6th March 2017
Kildare Garda Division***



Chief Superintendent Gerard J Roche



Introductions

Garda Resources

Crime Figures*

Road Traffic Enforcement

Drugs Enforcement

Community Policing/Engagement




**Crime counting rules are applied and incident counts are based on date reported.
All Crime figures are for YTD up to 30th November 2016*



Garda Resources Kildare Division

| Rank | 6 th March 2017 | 2016 | 2015 | 2014 | 2013 | 2012 | 2011 | 2010 | 2009 |
|----------------|----------------------------|------------|------------|------------|------------|------------|------------|------------|------------|
| Garda | 271 | 262 | 260 | 248 | 261 | 267 | 269 | 272 | 272 |
| Sergeant | 49 | 49 | 43 | 45 | 46 | 44 | 42 | 44 | 45 |
| Inspector | 6 | 6 | 5 | 5 | 4 | 4 | 4 | 4 | 3 |
| Superintendent | 3 | 3 | 3 | 3 | 3 | 2 | 2 | 4 | 3 |
| Chief Supt. | 1 | 1 | 1 | | 1 | 1 | 1 | 1 | 1 |
| Totals | 330 | 321 | 312 | 301 | 315 | 318 | 318 | 325 | 324 |





Pipe Bomb Incidents



9th February 2017 - Suspicious Devices found in vehicle at Autofleet, Newhall Naas Co Kildare

- Vehicle recovered by Dublin Traffic – Operation Waste
- 3 pipe bomb type devices found in car
- EOD team requested
- Area surrounding premises evacuated and members put in place to implement diversions
- Devices removed to base for further examination

6th January 2017 - Pipe bomb - Lughill Monasterevin Co Kildare

- EOD attended- device viable
- Neighbouring houses evacuated
- Device made safe on site

Crime Statistics*

Offences Against the Person (YTD)

| Offence Type | 2016 | 2017 | % Change |
|-----------------------|-------------|-------------|-----------------|
| Sexual Offences | 18 | 17 | -6% |
| Minor Assaults | 62 | 72 | +16% |
| Assaults Causing Harm | 18 | 22 | +22% |
| Public Order Offences | 79 | 76 | -4% |



**Crime counting rules are applied and incident counts are based on date reported.
All Crime figures are for YTD up to 30th November 2016*

Property Offences

| Offence Type | 2016 | 2017 | % Change |
|--|------|------|----------|
| Theft from Shops | 122 | 102 | -16% |
| Thefts from Person | 9 | 8 | -11% |
| Other Thefts/ Handling Stolen Property | 309 | 223 | -28% |



Property Offences

| Offence Type | 2016 | 2017 | % Change |
|--|------|------|----------|
| Robbery* Est. Or Ins.** | 10 | 9 | -10% |
| Robbery* Person | 2 | 4 | +100% |
| Theft/Taking of Vehicle and related offences | 47 | 40 | -15% |
| Criminal Damage | 122 | 116 | -5% |

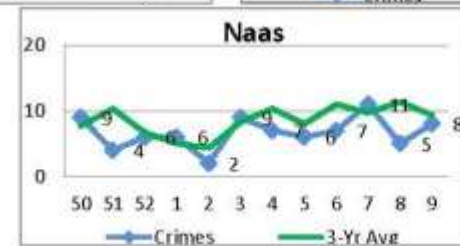
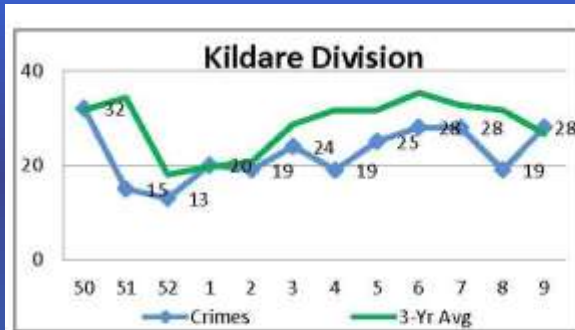


* Theft with violence

** Establishment or Institution

Burglary Offences

| Offence Type | 2016 | 2017 | % Change |
|---------------------|------|------|----------|
| Burglary | 237 | 212 | -11% |
| Aggravated Burglary | 0 | 3 | % |



Burglary Incidents by Week

Road Traffic Offences

| Offence Type | 2016 | 2017 | % Change |
|---|-------|--------|----------|
| Speeding (FCPS) | 3021* | 1724** | -24% |
| Driving / In Charge of a Vehicle While Over Legal Alcohol Limit | 28 | 59 | +111% |
| Driving / In Charge of a Vehicle Under the Influence of Drugs | 1 | 0 | -100% |
| Dangerous / Careless Driving and Motorway Offences | 50 | 35 | -30% |



* 235 Intercepts

* *366 Intercepts



Road Traffic Vehicle Seizures

261 incidents of Vehicle Seized between 1st January and 5th March 2017, **388** since 1st December 2016.

Dangerous Defective Vehicles
No Tax
No Insurance

200 people who had their cars (388) seized since 1st December 2016 are linked to Crime Incidents on PULSE such as Burglary, Theft, etc.,



1153 vehicles seized in 2016 with 732 persons linked.

This does not include Driving Licence, Insurance, Parking Offences, Speeding, Tax/Registration, General Road Offences, Motorway Offences, Attention and Complaints and Traffic Accidents.



Operation Surround – 2 Operations

20th January 2017

- 4 checkpoints in Kilmeague / Robertstown
- 5 checkpoints in Clane
- 4 checkpoints in Kilcullen
- 7 checkpoints in Naas

- 6 - Vehicles seized under Section 41 RTA (Tax / Insurance Offences)
- 1 - Arrests for Driving While Intoxicated
- 20 - No. of checkpoints conducted.
- 240 Breath Tests carried out





Operation Surround – 2 Operations

25th of January 2017

- 5 checkpoints in Rathangan
- 4 checkpoints in Monasterevin
- 7 checkpoints in Kildare
- 6 checkpoints in Newbridge

2 - Vehicles seized under Section 41 RTA (Tax / Insurance Offences)

4 - Arrests for Driving While Intoxicated

22 - No. of checkpoints conducted.

220 Breath Tests

25 Road Traffic Offences Detected





Multi-Agency Checkpoint Operation

27th February, 2017 Morrinstown Upper on the Newbridge to Naas road.

Agencies Involved:-

An Garda Síochána

6 members

3 Section 41 seizures , 48 FCPS notices issued for a range of offences plus a number of Road Transport summonses to follow.



Road Safety Authority

3 members

54 vehicles inspected. 57 technical defects found, 6 vehicles registered outside the State and 2 vehicles were parked up for repairs to be carried out before being allowed to leave.



Multi-Agency Checkpoint Operation 27th February, 2017.

Customs & Excise

6 members

**A number of detections of laundered fuel with
on the spot fines issued**

Health & Safety Authority,

1 member

**Specialised in the inspection of Transport hazards of
which he dealt with 7 relevant vehicles.**

A number of faults and subsequent fines issued.

Department of Social Welfare

1 member

Inspected a number of small goods vehicles





Drugs

| Offence Type | 2016 | 2017 | % Change |
|-------------------------------------|------|------|----------|
| Possession Of Drugs | 50 | 74* | +48% |
| Possession Of Drugs for Sale/Supply | 28 | 21** | -25% |
| Cultivation or Manufacture of Drugs | 2 | 1 | -100% |
| Searches under Drugs Act 1977 | 206 | 332 | +61% |

Value of drugs found in 2016:

** for Personal Use: €20,318*

*** for Sale or Supply €957,241*

Value of drugs found in 2017 YTD:

** for Personal Use: €3,675*

*** for Sale or Supply €3,750,015*



3 Firearms have been seized in 2017 YTD.



COMMUNITY POLICING & COMMUNITY ENGAGEMENT

Ongoing servicing of Community Policing, Business Watch, Neighbourhood Watch and Text Alert Schemes across the Division.

The Garda Youth Diversion in Naas was formally launched on 1st March 2017 attended by Superintendent Declan McCarthy, Naas along with local politicians and Community Representatives.

Competition for the selection of one Sergeant and three Gardaí has been completed resulting in the re-introduction of a dedicated Community Policing Unit in Kildare Division.



Our vision is to build a new Community Policing model in the Division following consultation in the communities based on the need to form Community Policing Teams which will be focused on problem solving.



Community Policing Sector Approach

- **Identified Sub-Districts in each Garda District in the Division will be divided into five (5) Sectors, with each Garda Unit assuming responsibility for one (1) Sector**
- **In respect of criminal incidents, all Gardaí will respond as previously the norm**



Benefits of Sector Approach

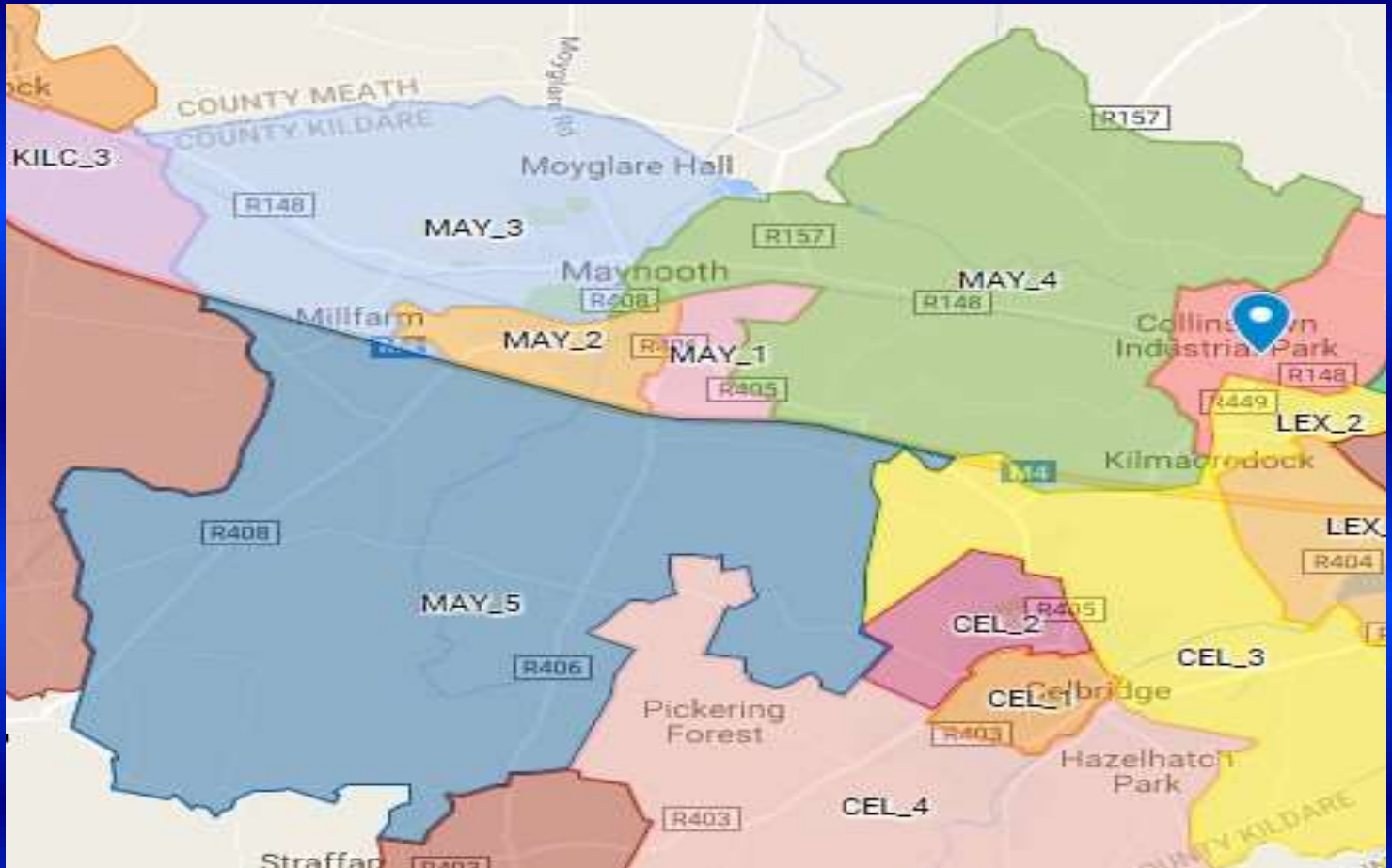
- Point of contact
- Familiarity and continuity of contact with the same body of Gardaí
- Gardaí have increased ownership
- Generating better relationships between An Garda Síochána and the people we serve
 - Empowers people to be more vigilant, which in turn reduces vulnerability and isolation i.e. negates the fear of crime



Examples of Sectors



Maynooth Sub-District





Celbridge Sub-District





[*www.Facebook.com/Kildare-Garda-Division*](http://www.Facebook.com/Kildare-Garda-Division)

All Garda Crime Prevention Advice Available on Garda Website
www.garda.ie



Garda Twitter [*@gardainfo*](https://twitter.com/gardainfo) and [*@gardatraffic*](https://twitter.com/gardatraffic)

Thank You

